

O/E/N 42 PIGMY RELAY

- International Standard Foot Print
- High Sensitivity
- Small Size
- Light Weight
- Sealed

SPECIFICATIONS

Contact Arrangement	: 1 Form C.
Contact Material	: Silver Alloy
Contact Rating	
Power	: 30W/125 VA
Rated Voltage	: 24 VDC/125 VAC
Max Continuous Current @24VDC/125VAC	: 1A
Maximum Switching Voltage:	60VDC/230VAC
Contact Resistance	: 50m Ohms (Initial)
Nominal Coil Power	: 0.36W (approx)
Operating Power	: 0.2W (approx)
Life Expectancy	
Mechanical	: 10 ⁷ operations
Electrical	: 10 ⁵ operations
Dielectric Strength	
Between Contact/Coil	: 1000 VRMS
Between Open Contacts	: 500 VRMS
Insulation Resistance	: 100 Meg.Ohms min at 500VDC 25 ⁰ C, RH 50
Operate time at Nominal Voltage	: 10 milli sec.(Typ)
Release time at Nominal Voltage	: 5 milli sec.(Typ)
Ambient Temperature	: -40 ⁰ C to +85 ⁰ C
Weight	: 3.5 gms (approx)

Typical applications

Telecommunication Equipments, Electrical Appliances, Remote Control, Toys etc.

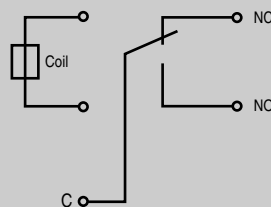
All dimensions are in mm. Specifications subject to change without notice. Tolerance unless otherwise specified is ± 10%

COIL DATA

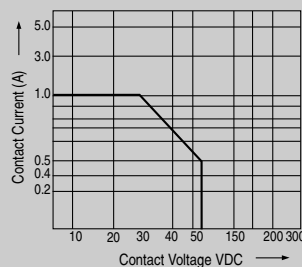
Nominal Voltage VDC	Pick-up Voltage V DC	Drop-out Voltage VDC	Coil Resistance Ohms ± 10%
12	9.00	1.2	720
24	18.00	2.4	2880

6VDC Coil Available on request

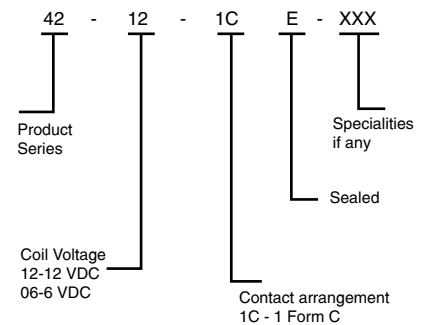
CIRCUIT DIAGRAM



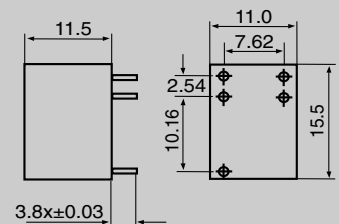
Limiting curve for power load



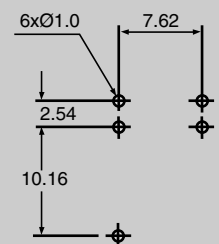
HOW TO ORDER



DIMENSION



DRILLING PATTERN



View : Terminal Side