



Fox Delta


Amateur Radio Projects & Kits

FD- AAZ-0217A

Schematic & Parts list: 3 - 60MHZ HF PIC18F2550 USB Antenna Analyzer

AAZ- 0217A KIT:

USB 3 - 60MHZ Antenna Analyzer



Si5351 Assembly:



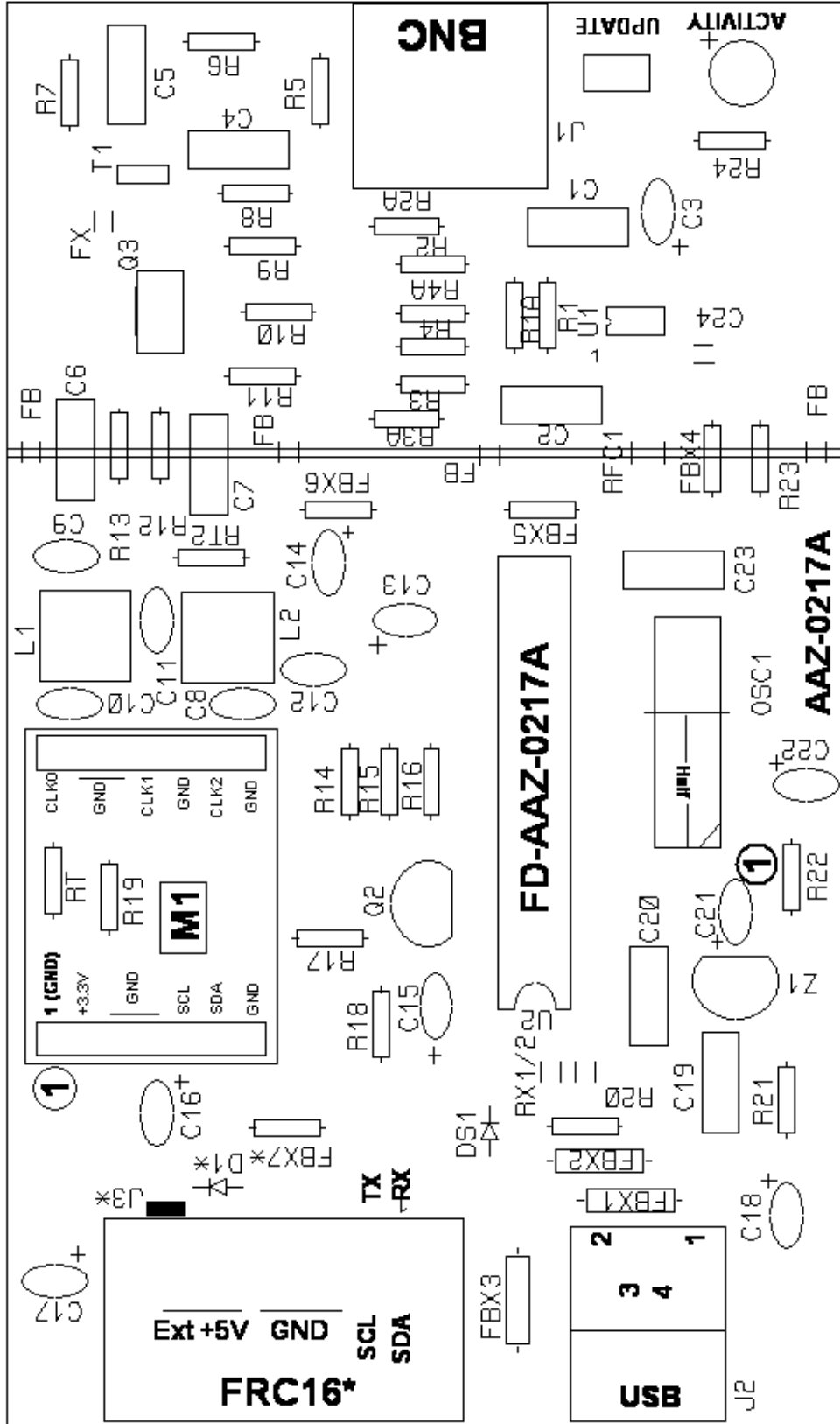
Kits are supplied with Si5351 chip Pre-soldered on a carrier board (M1) for easy assembly. This plug-in module is supplied assembled and tested for HF range (3 to 6-MHZ) before including with kits.

AAZ – 0217A KIT Parts List:

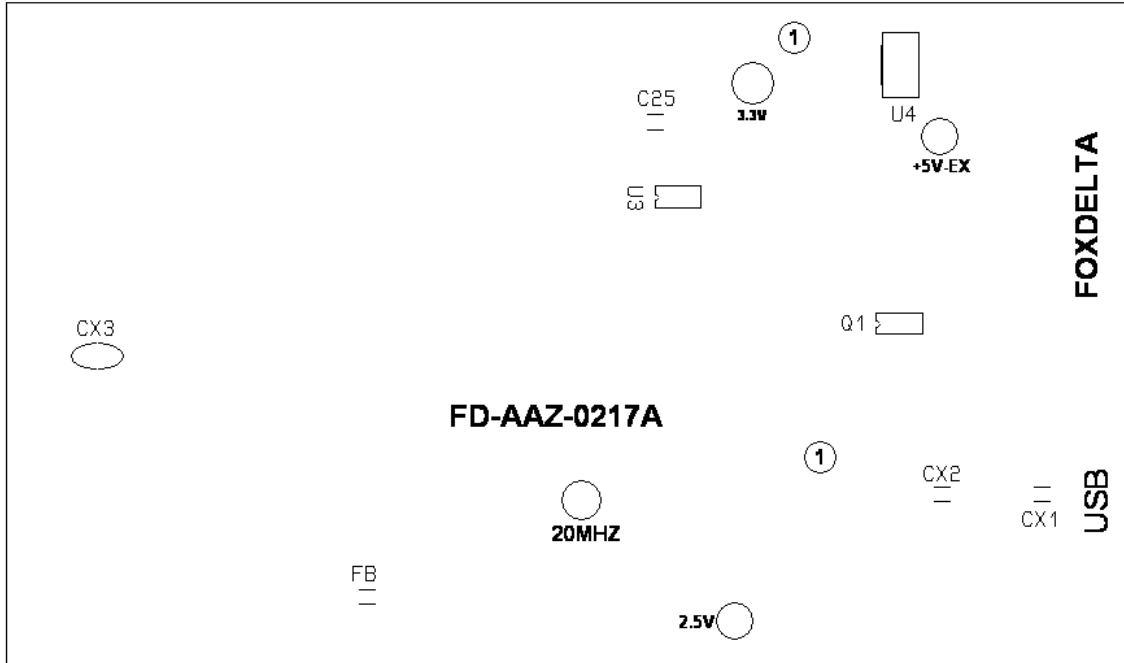
Quantity	Part ID	Part Details
1	U2	PIC18F2550 FW V1.00
1	M1	Si5351: Assembled and Tested
1	U1#	AD8307 SO8
1	U3#	PCA9306 SO8
1	OSC	20MHZ OSC FULL or HALF
1	LED	3mm
1	Q3#	BFG541
1	Q2	2N7000
	Q1#	AO4405 (PNP Switch)
1	IC Socket	28PIN DIP
1	PCB	FD-AAZ-0217A DSPTH PCB
1	Z1	LM385-2.5V
1	U4#	AMS1117 – 3.3V
2	L1, 2	Air Inductors
7	FBX1, 2, 3, 4, 5, 6, 7	Ferrite Bead Inductors
1	RFC1	22 -100uH RFC (SMT)
1	J1	BNC R/A PCB
1	J2	USB Socket, R/A, PCB Type
1	J3	FRC16 R/A PCB
6	SMT Ferrite beads #	FX and FB Beads 1206 SMT Pre-Soldered
1	D1	1N4148
1	2PIN Header	FW Update Header
1	DS1	1N5718/19
1	T1#	1:1 RF Transformer
	All Resistors ¼ W 5%	
1	R5	300 Ohms
1	R6	18 Ohms
1	R7	270 Ohms
9	R1/A, R2/A, R3/A, R4/A, RT	100 Ohms
3	R8, 9, 11	10 Ohms
0	RT2	Not Used
1	R17	100K
1	R19	180K
5	R14, 15, 16, 21, 23	10K
3	R10, 12, 13	1.5K
1	R22	3.3K
2	R24, 18	1K
1	R20	4.7K
2	RX1, RX2#	1206 10 to 22 ohms
	Capacitors	
1	C23	0.47uF Poly
2	C19, 20	.001uf Poly
2	C24, 25#	0.1uF 1206
6	C6, 7, 5, 4, 2, 1,	0.1uf Poly
8	C3, 14, 13, 15, 17, 18, 21, 22	1uf Tantalum
1	C16	10uF Tantalum
1	C10	33pf Ceramic
2	C 9, 12	47pf Ceramic
2	C8, 11	Not Used (15pf Ceramic)
2	CX1, CX2#	10 to 22pf 1206

Pre-soldered on board

AAZ-0217A SILK: TOP SIDE



SOLDER SIDE SILK:



AAZ-0217A Schematic A:

